

COUNTY OF



ALLEGHENY

SARA INNAMORATO
COUNTY EXECUTIVE

February 2, 2024

CERTIFIED MAIL –

Matt DeLibero
Director, Environmental, Reliability, & Operational Excellence
United States Steel Corporation
Clairton Plant
400 State Street
Clairton, PA 15025

RE: United States Steel – Clairton Plant; Demand for Stipulated Penalties Under Settlement Agreement and Order #190604 Section IX. Stipulated Penalties – October 1, 2022 through December 31, 2022 (4th Quarter 2022)

Dear Mr. DeLibero:

The Allegheny County Health Department is seeking enforcement of stipulated penalties pursuant to Section IX of Settlement Agreement and Order #190604 (SAO). The Department has determined that United States Steel is in violation of Article XXI, § 2102.03.c, and various provisions of § 2105.21, of the ACHD's Rules and Regulations by failing to meet the applicable requirements stated in Article XXI, § 2105.21 and ACHD Installation Permit #0052-I011b.

The stipulated penalties were calculated pursuant to Section IX, of the SOA from the violations observed by the Department's Coke Oven Process Technicians and Method 303 contractor, and including data reported by U.S. Steel, at your company's Clairton Plant, during the fourth quarter of 2022, October 1, 2022 through December 31, 2022. The violations and associated penalties are set forth in the attachments.

The Department has calculated a potential penalty in the amount of **\$201,350.00**. A settlement agreement was reached between ACHD and United States Steel on September 22, 2023 regarding previous stipulated penalties. This penalty is being offset by the terms of the September 22, 2023 Settlement Agreement. The previous demand letter regarding the fourth quarter of 2022, October 1, 2022 through December 31, 2022 is rescinded.



**ALLEGHENY COUNTY HEALTH DEPARTMENT
AIR QUALITY PROGRAM**

836 FULTON STREET • PITTSBURGH, PA 15233
PHONE (412) 578-8103 • FAX (412) 578-8144
24-HR (412) 687-ACHD (2243)
WWW.ALLEGHENYCOUNTY.US/HEALTHDEPARTMENT



The civil penalties for stipulated penalties in this letter pertains only to the violations listed in the attachments that transpired from October 1, 2022 through December 31, 2022. Also, this letter in no way precludes the Department from issuing demands for other stipulated penalties for other violations which may have occurred from October 1, 2022 through December 31, 2022.

If you have any questions concerning this demand for stipulated penalties, please contact Allason Holt, Program Manager -- Compliance and Enforcement Program, at 412-578-8122 or by email at: Allason.Holt@AlleghenyCounty.us. Thank you for your prompt attention to this matter.

Sincerely,

A handwritten signature in black ink, appearing to read "Allason Holt", written in a cursive style.

Allason Holt
Program Manager -- Compliance and Enforcement Program

cc: Matt DeLibero (MDelibero@uss.com)
Mark Jeffrey (MJeffrey@uss.com)
Mike Dzurinko (MDzurinko@uss.com)

AQ Documents File

Quarters Selected for Report

Q4 2022

\$201,350

Total Penalty

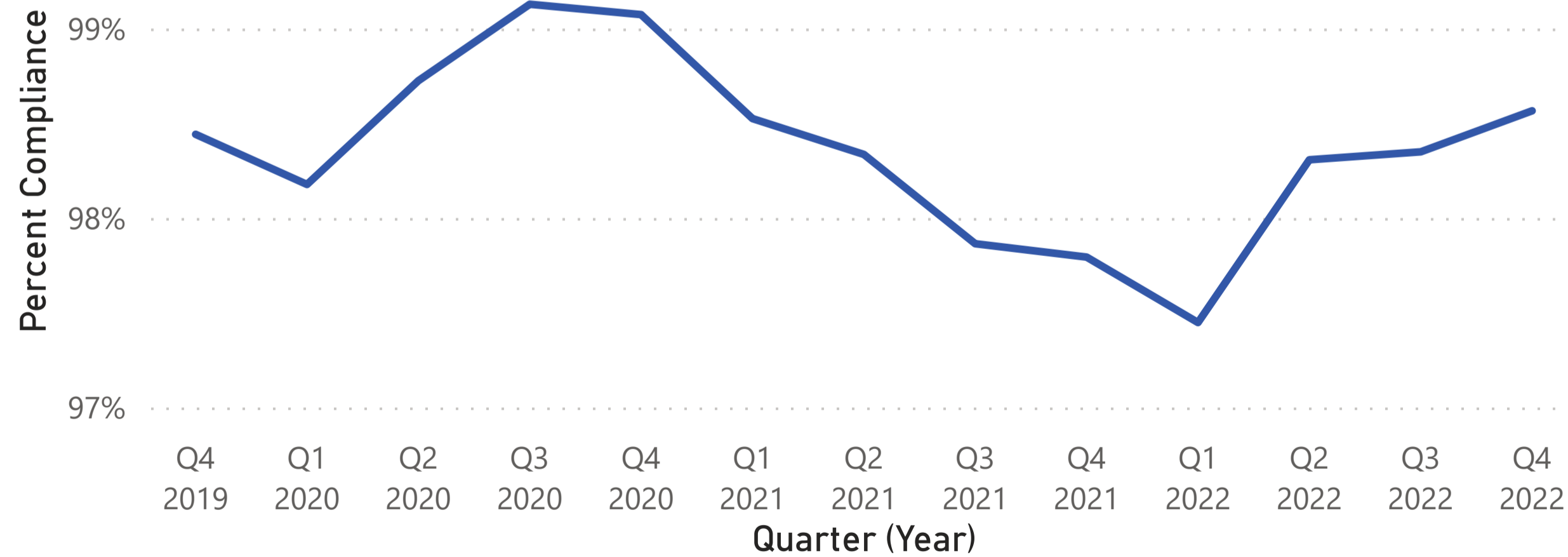
U.S. Steel, Third Party Method 303, and ACHD Coke Oven Inspections
 Stipulated Penalties **COA 190604**
 (Q4 2022)

Quarter (Year)	Penalty from Method 303 Inspections	Penalty from ACHD Inspections	Penalty from USS Inspections	COMs Penalty	Total Penalty
▲					
☐ Q4 2022					
Oct 2022	\$1,000	\$72,000	\$6,500	\$3,400	\$82,900
Nov 2022	\$2,000	\$67,000	\$20,250	\$5,000	\$94,250
Dec 2022	\$5,000		\$16,000	\$3,200	\$24,200
Total	\$8,000	\$139,000	\$42,750	\$11,600	\$201,350
Total	\$8,000	\$139,000	\$42,750	\$11,600	\$201,350

Quarterly Compliance (ACHD and Method 303 Inspections)

Quarter (Year)	ACHD Total Compliant	ACHD Total Inspections (w/o HO Doors)	ACHD % Compliance	Total M303 Compl Insps	Total M303 Inspections	Method 303 % Compliance	Total Compliant Insp (ACHD and M303)	Total Inspections (ACHD and M303)	Percent Compliance
Q3 2022	390	453	86.09%	3662	3667	99.86%	4052	4120	98.35%
Q4 2022	244	295	82.71%	3674	3680	99.84%	3918	3975	98.57%
Total	634	748	84.76%	7336	7347	99.85%	7970	8095	98.46%

Quarterly Compliance



Average Percent Compliance

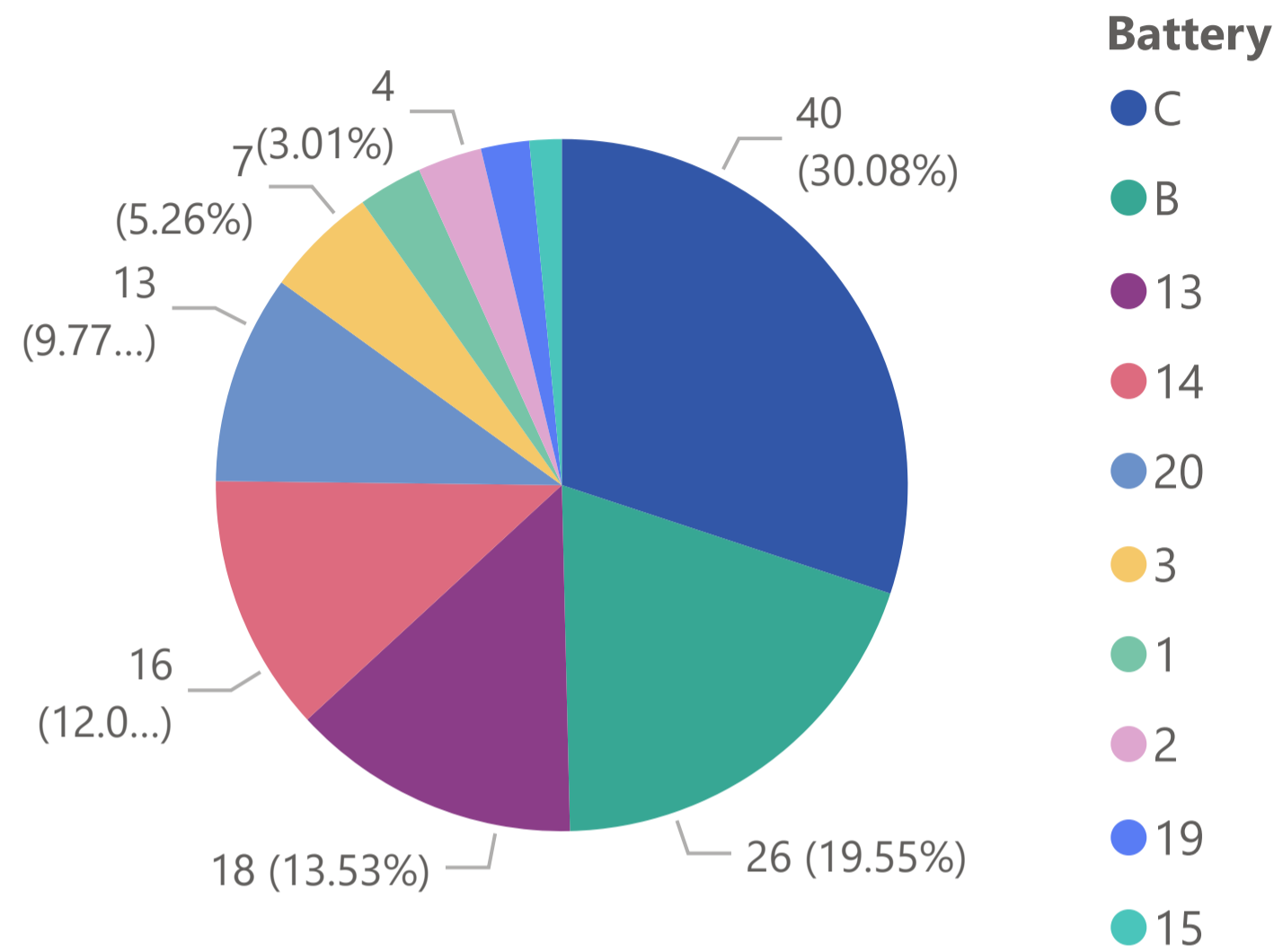
Quarter (Year)	Quarterly Compliance (1 previous Q)	Quarterly Compliance (current Qs)	Compliance Average of Current and Previous Quarters
Q4 2022	98.350%	98.566%	98.458%
Q3 2022	98.308%	98.350%	98.329%
Q2 2022	97.449%	98.308%	97.878%
Q1 2022	97.794%	97.449%	97.621%
Q4 2021	97.864%	97.794%	97.829%
Q3 2021	98.336%	97.864%	98.100%
Q2 2021	98.525%	98.336%	98.430%
Q1 2021	99.074%	98.525%	98.799%
Q4 2020	99.128%	99.074%	99.101%
Q3 2020	98.725%	99.128%	98.927%

Penalty Summary for ACHD Inspections

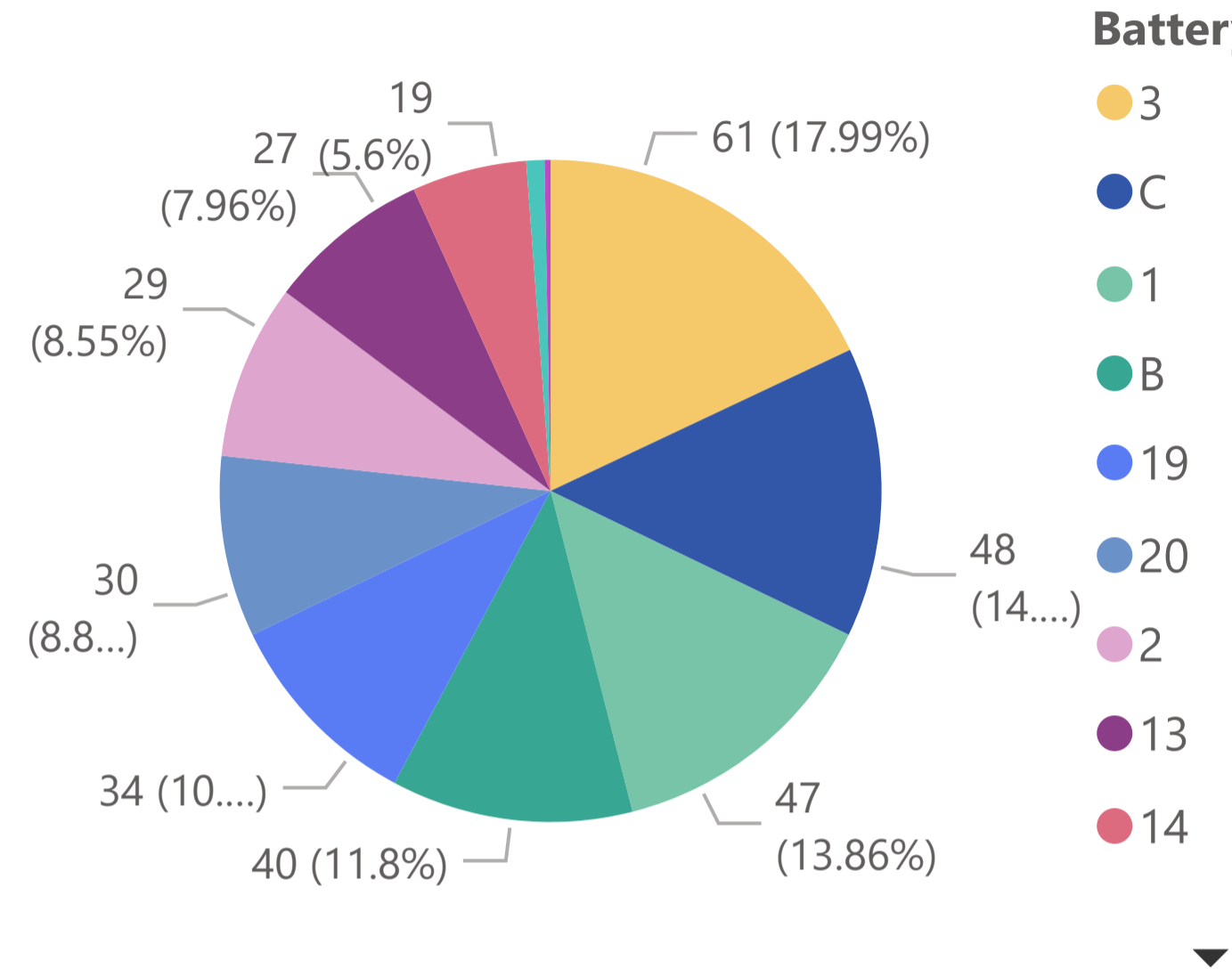
Quarter (Year)	ACHD Charging Penalty	ACHD Soaking Penalty	ACHD Push Penalty	ACHD Travel Penalty	ACHD Doors Penalty	ACHD Lid Penalty	ACHD Offtake Penalty	ACHD HO Door Penalty	ACHD Total Penalties
▲									
☐ Q4 2022									
Oct 2022	\$11,250	\$10,750	\$11,750	\$9,750	\$2,750	\$7,250	\$0	\$18,500	\$72,000
Nov 2022	\$9,500	\$12,500	\$17,000	\$6,000	\$1,500	\$0	\$1,000	\$19,500	\$67,000
Total	\$20,750	\$23,250	\$28,750	\$15,750	\$4,250	\$7,250	\$1,000	\$38,000	\$139,000
Total	\$20,750	\$23,250	\$28,750	\$15,750	\$4,250	\$7,250	\$1,000	\$38,000	\$139,000

Non-Compliant Coke Oven Inspections Performed by ACHD

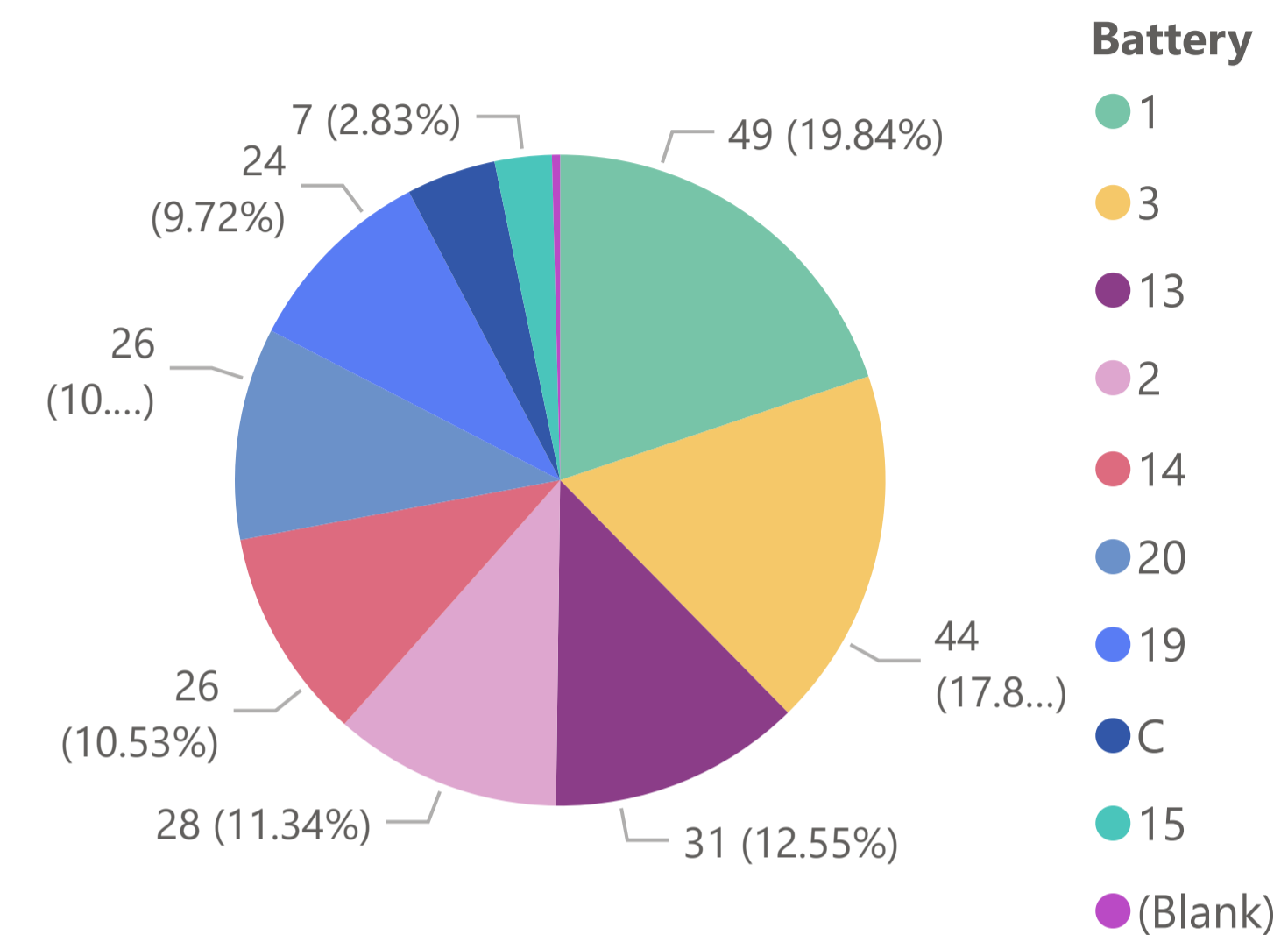
Charging Violations by Battery



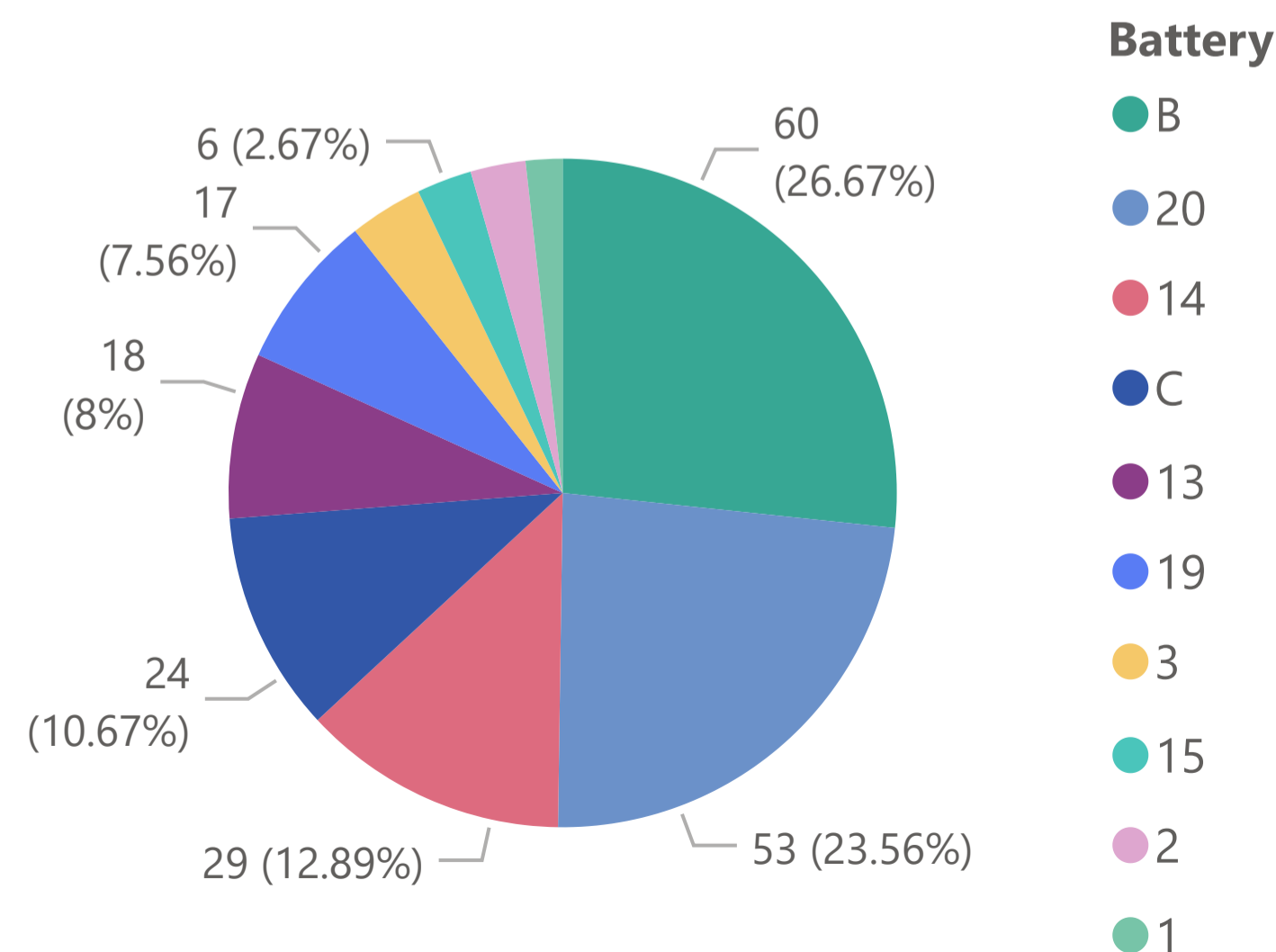
Push Violations by Battery



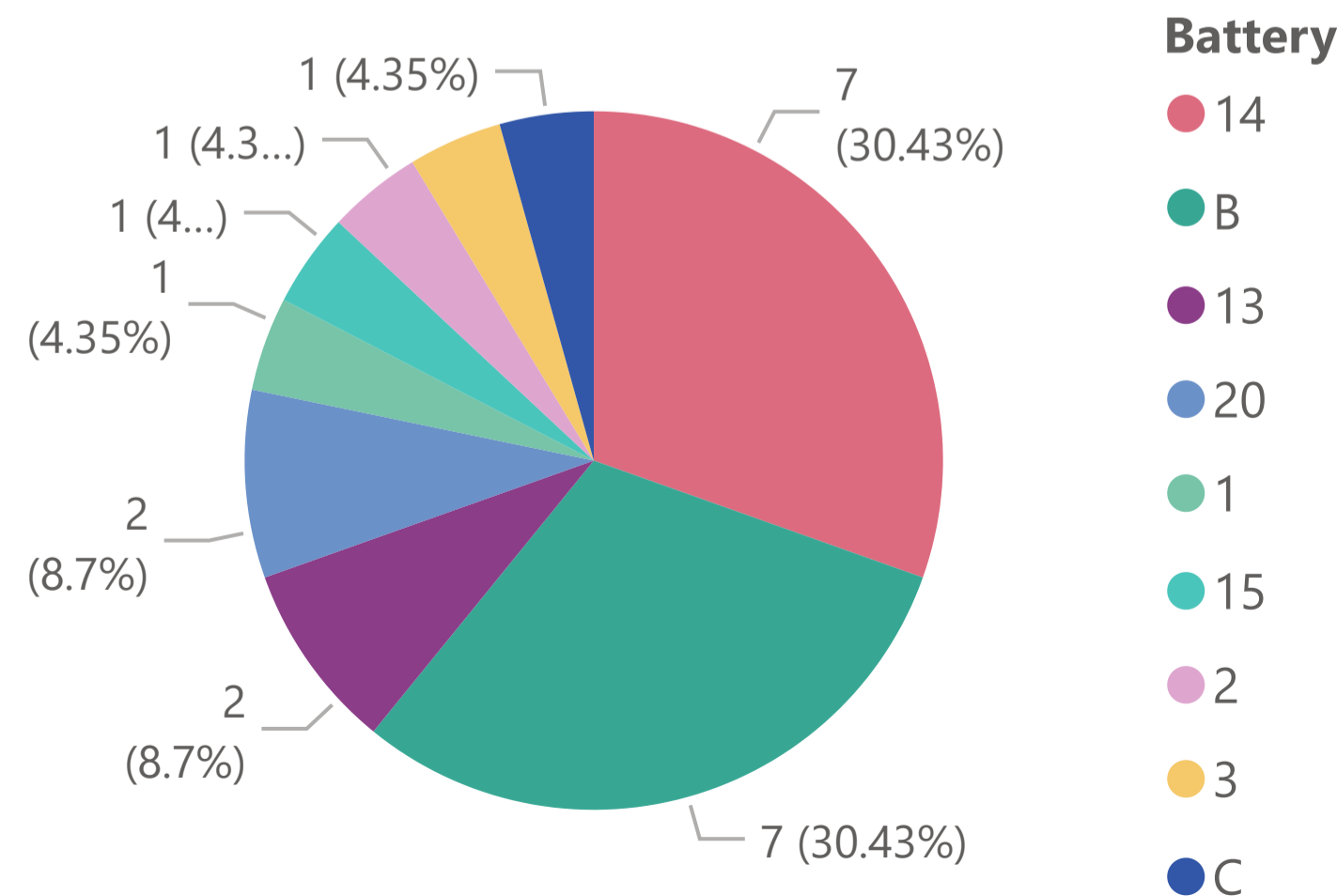
Travel Violations by Battery



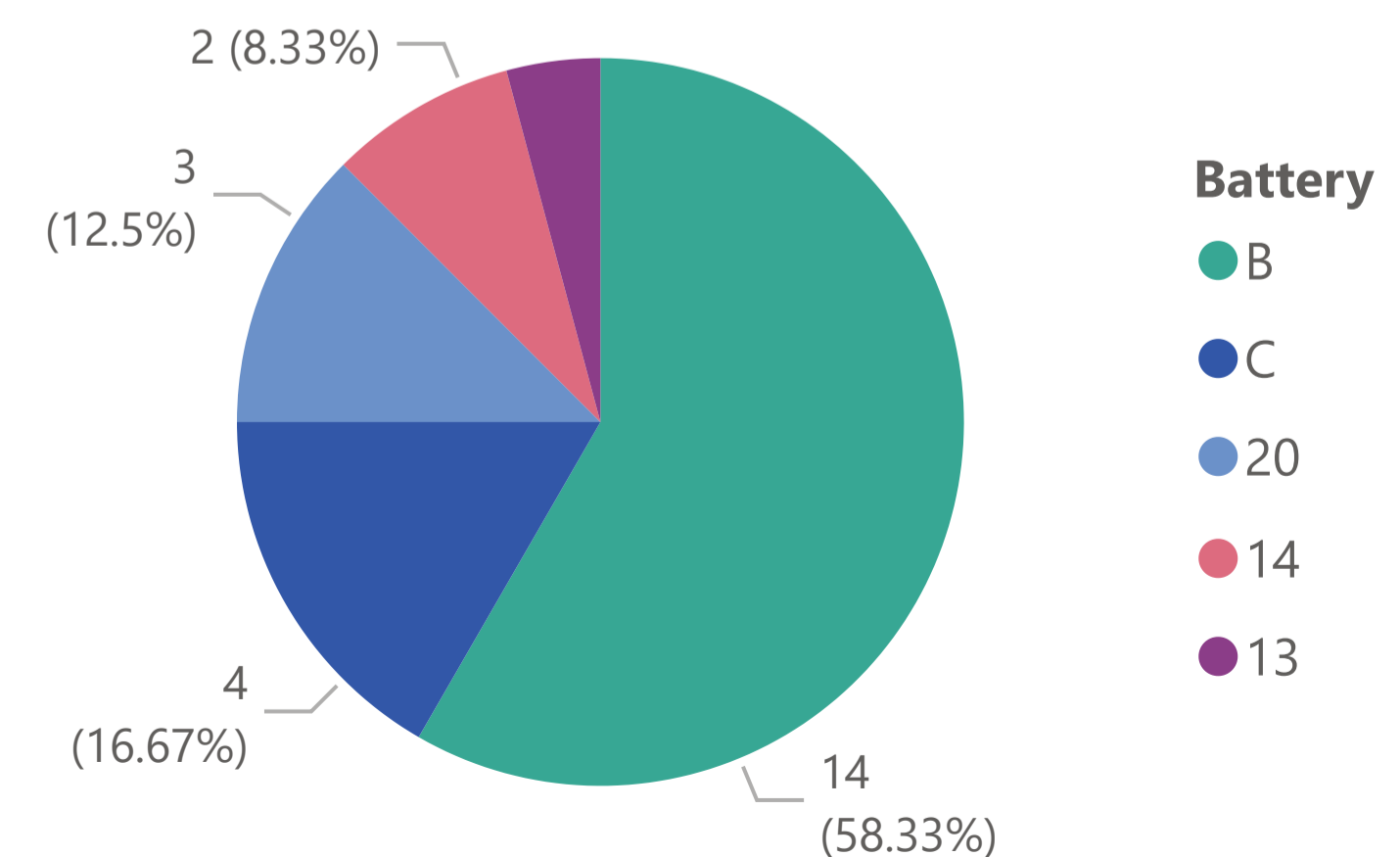
Soak Violations by Battery



Topside (Offtakes) Violations by Battery



Topside (Lids) Violation by Battery



Non-Compliant ACHD Charge Inspections and Penalties

Quarter (Year)	Date	Battery	Duration of readings (seconds)	Charge Severity Value	Charging Severity of Violation	Charging Penalty Multiplier	Charging Penalty	H2S Exceedance Penalty	SO2 Exceedance Penalty	ACHD Total Charging Penalty
Q4 2022	10/11/2022	C	433	7.80	Major	2.50	\$2,500	\$250		\$2,750
Q4 2022	10/12/2022	13	114	2.05	Major	2.50	\$2,500	\$250		\$2,750
Q4 2022	10/12/2022	14	119	2.14	Major	2.50	\$2,500	\$250		\$2,750
Q4 2022	10/18/2022	2	91	1.21	Moderate	1.50	\$1,500			\$1,500
Q4 2022	10/27/2022	19	102	1.35	Moderate	1.50	\$1,500			\$1,500
Q4 2022	11/4/2022	20	74	1.33	Moderate	1.50	\$1,500			\$1,500
Q4 2022	11/9/2022	14	82	1.48	Moderate	1.50	\$1,500			\$1,500
Q4 2022	11/14/2022	C	127	2.29	Major	2.50	\$2,500			\$2,500
Q4 2022	11/15/2022	1	125	1.66	Major	2.50	\$2,500			\$2,500
Q4 2022	11/28/2022	B	67	1.21	Moderate	1.50	\$1,500			\$1,500
Total								\$750		\$20,750

Non-Compliant ACHD Soaking Inspections and Penalties

Quarter (Year)	Date	Oven	Battery	pusher / coke (if viol.)	Severity of Violation	Soaking Penalty Multiplier	Soaking Penalty	H2S Penalty	SO2 Penalty	ACHD Soaking Penalty
Q4 2022	10/5/2022	B2	14	C	moderate	1.50	\$1,500	\$250		\$1,750
Q4 2022	10/5/2022	B2	14	P	major	2.50	\$2,500	\$250		\$2,750
Q4 2022	10/6/2022	B16	B	C	moderate	1.50	\$1,500	\$250		\$1,750
Q4 2022	10/6/2022	B18	B	C	moderate	1.50	\$1,500	\$250		\$1,750
Q4 2022	10/6/2022	B18	B	P	major	2.50	\$2,500	\$250		\$2,750
Q4 2022	11/1/2022	A5	B	C	low	1.00	\$1,000			\$1,000
Q4 2022	11/4/2022	C8	20	C	moderate	1.50	\$1,500			\$1,500
Q4 2022	11/7/2022	B20	19	C	major	2.50	\$2,500			\$2,500
Q4 2022	11/28/2022	B13	B	C	major	2.50	\$2,500			\$2,500
Q4 2022	11/28/2022	B15	B	C	major	2.50	\$2,500			\$2,500
Q4 2022	11/28/2022	B17	B	C	major	2.50	\$2,500			\$2,500
Total								\$1,250		\$23,250

ACHD Non-Compliant Push Inspections and Penalties

Quarter (Year)	Date	Battery	Oven	Push Max Opacity	ACHD Push Severity of Violation	Push Penalty Multiplier	Push Penalty	H2S Penalty	SO2 Penalty	ACHD Push Penalty
Q4 2022	10/3/2022	19	A1	45	moderate	1.50	\$1,500			\$1,500
Q4 2022	10/11/2022	C	C75	65	major	2.50	\$2,500	\$250		\$2,750
Q4 2022	10/17/2022	1	B16	100	major	2.50	\$2,500			\$2,500
Q4 2022	10/18/2022	2	B5	35	low	1.00	\$1,000			\$1,000
Q4 2022	10/20/2022	3	A5	50	moderate	1.50	\$1,500			\$1,500
Q4 2022	10/27/2022	19	C21	100	major	2.50	\$2,500			\$2,500
Q4 2022	11/2/2022	3	A5	40	moderate	1.50	\$1,500			\$1,500
Q4 2022	11/2/2022	3	A3	85	major	2.50	\$2,500			\$2,500
Q4 2022	11/14/2022	C	C18	45	moderate	1.50	\$1,500			\$1,500
Q4 2022	11/15/2022	2	B31	55	moderate	1.50	\$1,500			\$1,500
Q4 2022	11/15/2022	2	C2	70	major	2.50	\$2,500			\$2,500
Q4 2022	11/15/2022	2	A31	80	major	2.50	\$2,500			\$2,500
Q4 2022	11/28/2022	B	B13	85	major	2.50	\$2,500			\$2,500
Q4 2022	11/28/2022	B	B23	85	major	2.50	\$2,500			\$2,500
Total								\$250		\$28,750

Non-Compliant ACHD Travel Inspections and Penalties

Quarter (Year)	Date	Battery	Oven	Travel max opacity	ACHD Travel Severity of Violation	Travel Penalty Multiplier	Travel Penalty	H2S Penalty	SO2 Penalty	Total Travel Penalty
Q4 2022	10/11/2022	C	C75	35	low	1.00	\$1,000	\$250		\$1,250
Q4 2022	10/17/2022	1	B16	85	major	2.50	\$2,500			\$2,500
Q4 2022	10/18/2022	2	B5	55	moderate	1.50	\$1,500			\$1,500
Q4 2022	10/20/2022	3	A5	45	moderate	1.50	\$1,500			\$1,500
Q4 2022	10/26/2022	2	A18	40	moderate	1.50	\$1,500			\$1,500
Q4 2022	10/27/2022	19	C21	60	moderate	1.50	\$1,500			\$1,500
Q4 2022	11/2/2022	3	A5	40	moderate	1.50	\$1,500			\$1,500
Q4 2022	11/2/2022	3	A3	45	moderate	1.50	\$1,500			\$1,500
Q4 2022	11/15/2022	2	C2	45	moderate	1.50	\$1,500			\$1,500
Q4 2022	11/15/2022	2	A31	60	moderate	1.50	\$1,500			\$1,500
Total										\$15,750

Non-Compliant ACHD Doors Inspections and Penalties

Quarter (Year)	Date	Battery	Percent Leaking Doors	Severity Value	Door Leak Severity of Violation	Door Leak Penalty Multiplier	Door Penalty	H2S Penalty	SO2 Penalty	ACHD Doors Penalty
Q4 2022	10/11/2022	C	4.51%	1.50	Major	2.50	\$2,500	\$250		\$2,750
Q4 2022	11/14/2022	C	4.35%	1.45	Moderate	1.50	\$1,500			\$1,500
Total								\$250		\$4,250

Non-Compliant ACHD Topside (Lid) Inspections and Penalties

Quarter (Year)	Date	Battery	Percent Leaking Lids	Severity Value	Severity of Violation	Topsides (Lid) Penalty Multiplier	Topside(Lids) H2S Penalty	SO2 Penalty	ACHD Lid Penalty
Q4 2022	10/6/2022	B	1.74	1.74	Major	2.50	\$250		\$2,750
Q4 2022	10/11/2022	C	2.22	3.70	Major	2.50	\$250		\$2,750
Q4 2022	10/21/2022	B	1.39	1.39	Moderate	1.50	\$250		\$1,750
Total							\$750		\$7,250

Non-Compliant ACHD Topside (Offtake) Inspections and Penalties

Quarter (Year)	Date	Battery	Percent Leaking Offtakes	Severity Value	Severity of Violation	Topside (offtake) Penalty Multiplier	Topside Offtake Penalty	SO2 Penalty	Topside Offtake H2S Penalty	ACHD Total Offtake Penalty
Q4 2022	11/4/2022	20	4.02	1.01	Low	1.00	\$1,000			\$1,000
Total										\$1,000

Non-Compliant ACHD Doors >40% Inspections and Penalties

Quarter (Year)	Date	Battery	Oven	opacity	H.O. Doors Severity of Violation	H.O Door Penalty Multiplier	H.O. Door Penalty	H2S Penalty	SO2 Penalty	ACHD Total HO Door Penalty
Q4 2022	10/11/2022	C	C27	40	Low	1.00	\$750	\$250		\$1,000
Q4 2022	10/11/2022	C	C72	65	Major	2.50	\$1,875	\$250		\$2,125
Q4 2022	10/11/2022	C	C79	65	Major	2.50	\$1,875	\$250		\$2,125
Q4 2022	10/11/2022	C	C82	65	Major	2.50	\$1,875	\$250		\$2,125
Q4 2022	10/11/2022	C	C73	85	Major	2.50	\$1,875	\$250		\$2,125
Q4 2022	10/11/2022	C	C83	90	Major	2.50	\$1,875	\$250		\$2,125
Q4 2022	10/11/2022	C	C55	100	Major	2.50	\$1,875	\$250		\$2,125
Q4 2022	10/13/2022	1	C2	50	Low	1.00	\$750	\$250		\$1,000
Q4 2022	10/20/2022	3	A15	75	Major	2.50	\$1,875			\$1,875
Q4 2022	10/27/2022	19	C15	80	Major	2.50	\$1,875			\$1,875
Q4 2022	11/1/2022	B	B36	75	Major	2.50	\$1,875			\$1,875
Q4 2022	11/2/2022	3	A28	75	Major	2.50	\$1,875			\$1,875
Q4 2022	11/14/2022	C	C84	35	Low	1.00	\$750			\$750
Q4 2022	11/14/2022	C	C8	45	Moderate	1.50	\$1,125			\$1,125
Q4 2022	11/14/2022	C	C1	55	Major	2.50	\$1,875			\$1,875
Q4 2022	11/14/2022	C	C18	55	Major	2.50	\$1,875			\$1,875
Q4 2022	11/14/2022	C	C22	80	Major	2.50	\$1,875			\$1,875
Q4 2022	11/15/2022	1	B16	50	Low	1.00	\$750			\$750
Q4 2022	11/15/2022	1	B16	80	Major	2.50	\$1,875			\$1,875
Q4 2022	11/15/2022	1	A22	100	Major	2.50	\$1,875			\$1,875
Q4 2022	11/17/2022	19	A17	50	Low	1.00	\$750			\$750
Q4 2022	11/17/2022	19	C25	60	Moderate	1.50	\$1,125			\$1,125
Q4 2022	11/28/2022	B	B7	100	Major	2.50	\$1,875			\$1,875
Total							\$36,000			\$38,000

Method 303 Non-Compliant Inspections

Quarter (Year) M303 TTL Charge Viol M303 TTL Door Viol M303 TTL Lid Viol M303 TTL Offtake Viol Method 303 Total Non-Compliant Inspections

Quarter (Year)	M303 TTL Charge Viol	M303 TTL Door Viol	M303 TTL Lid Viol	M303 TTL Offtake Viol	Method 303 Total Non-Compliant Inspections
Q4 2022	2	2		2	6
Oct 2022	1				1
Nov 2022	0			2	2
Dec 2022	1	2			3
Total	2	2		2	6

Quarter (Year) Total M303 Compl Insps Total M303 Inspections Method 303 % Compliance Method 303 Total Penalty

Q4 2022	3674	3680	99.84%	\$8,000
Total	3674	3680	99.84%	\$8,000

Summary of Penalties from USS Inspections

Quarter (Year)	Total USS Push Violations	Total USS Push Penalty	Total USS Travel Violations	Total USS Travel Penalty	USS Total Penalty
Q4 2022	20	\$22,250	20	\$20,500	\$42,750
Total	20	\$22,250	20	\$20,500	\$42,750

USS Non-Compliant Pushing Inspections and Penalties

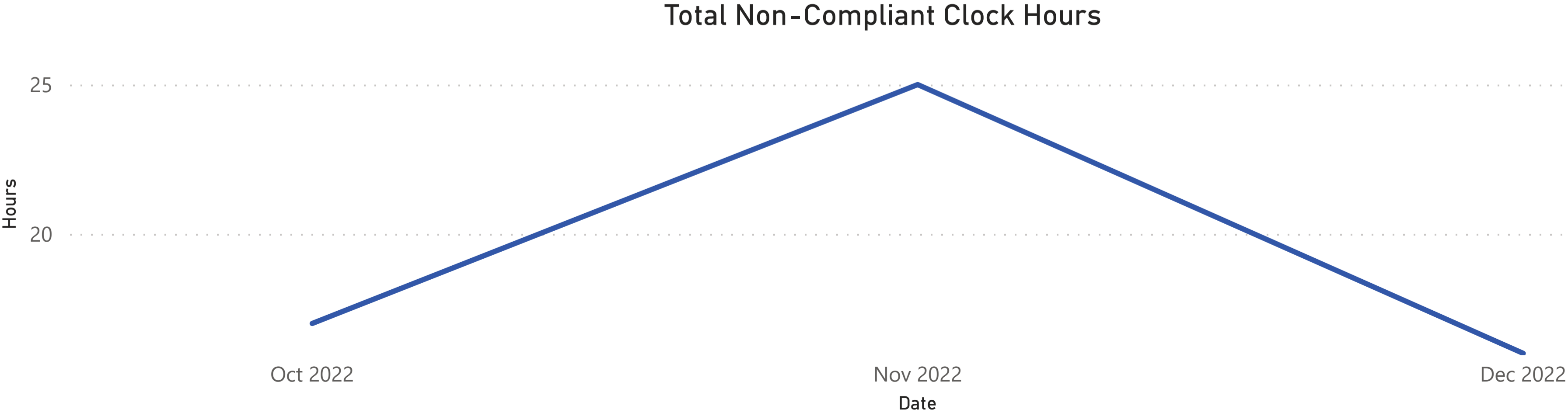
Quarter (Year)	Date	Battery	Oven	Opacity	Push Severity of Violation	Push Penalty Multiplier	USS Push Penalty	H2S Exceedance Penalty (push)	SO2 Exceedance Penalty (Push)	USS Total Push Penalty
Q4 2022	10/5/2022	19	B6	30	low	1.00	\$1,000	250		\$1,250
Q4 2022	11/2/2022	19	C8	20	low	1.00	\$1,000			\$1,000
Q4 2022	11/3/2022	19	C20	30	low	1.00	\$1,000			\$1,000
Q4 2022	11/9/2022	19	C1	30	low	1.00	\$1,000			\$1,000
Q4 2022	11/10/2022	20	A12	30	low	1.00	\$1,000			\$1,000
Q4 2022	11/17/2022	20	C20	30	low	1.00	\$1,000			\$1,000
Q4 2022	11/20/2022	1	A20	60	moderate	1.50	\$1,500			\$1,500
Q4 2022	11/20/2022	1	A24	60	moderate	1.50	\$1,500			\$1,500
Q4 2022	11/21/2022	2	A7	20	low	1.00	\$1,000			\$1,000
Q4 2022	11/21/2022	3	A4	30	low	1.00	\$1,000			\$1,000
Q4 2022	11/23/2022	20	A2	30	low	1.00	\$1,000	250		\$1,250
Q4 2022	11/27/2022	14	A19	30	low	1.00	\$1,000			\$1,000
Q4 2022	12/2/2022	2	B13	50	moderate	1.50	\$1,500			\$1,500
Q4 2022	12/5/2022	19	A29	30	low	1.00	\$1,000			\$1,000
Q4 2022	12/13/2022	13	A13	30	low	1.00	\$1,000			\$1,000
Q4 2022	12/14/2022	13	A13	25	low	1.00	\$1,000			\$1,000
Q4 2022	12/18/2022	14	A28	20	low	1.00	\$1,000			\$1,000
Q4 2022	12/26/2022	14	A16	30	low	1.00	\$1,000			\$1,000
Q4 2022	12/27/2022	19	A1	30	low	1.00	\$1,000			\$1,000
Q4 2022	12/28/2022	19	B27	30	low	1.00	\$1,000	250		\$1,250
Total							\$21,500			\$22,250

USS Non-Compliant Travel Inspections and Penalties

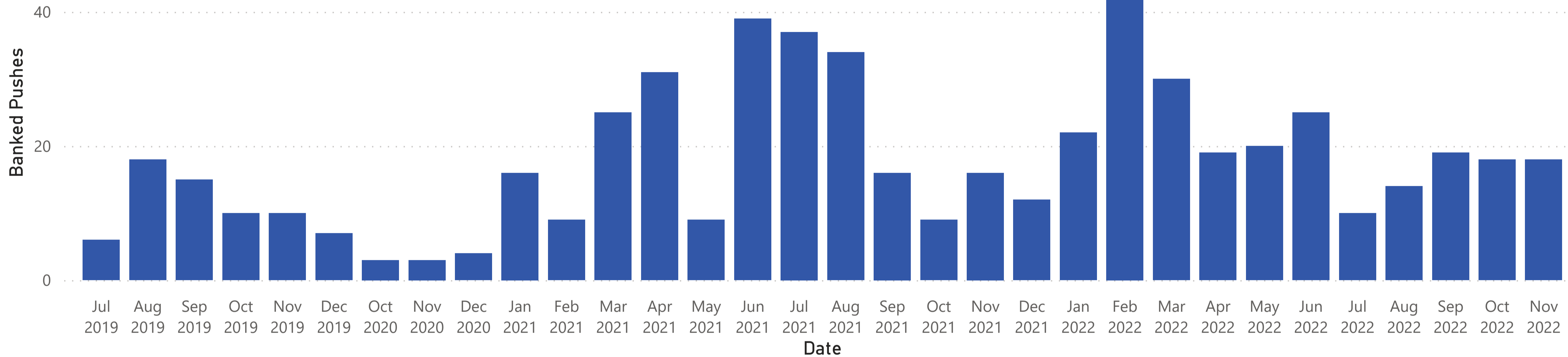
Quarter (Year)	Date	Battery	Oven	Opacity	Travel Severity of Violation	Travel Penalty Multiplier	USS Travel Penalty	H2S Exceedance Penalty (travel)	SO2 Exceedance Penalty (travel)	USS Total Travel Penalty
Q4 2022	10/9/2022	14	B14	20	low	1.00	\$1,000	\$250		\$1,250
Q4 2022	10/17/2022	14	A26	25	low	1.00	\$1,000			\$1,000
Q4 2022	10/18/2022	14	A17	25	low	1.00	\$1,000			\$1,000
Q4 2022	10/27/2022	14	A19	25	low	1.00	\$1,000			\$1,000
Q4 2022	10/28/2022	20	C26	15	low	1.00	\$1,000			\$1,000
Q4 2022	11/9/2022	19	C1	15	low	1.00	\$1,000			\$1,000
Q4 2022	11/10/2022	20	A12	20	low	1.00	\$1,000			\$1,000
Q4 2022	11/17/2022	20	C20	20	low	1.00	\$1,000			\$1,000
Q4 2022	11/20/2022	1	A20	20	low	1.00	\$1,000			\$1,000
Q4 2022	11/20/2022	1	A24	30	low	1.00	\$1,000			\$1,000
Q4 2022	11/21/2022	2	A7	20	low	1.00	\$1,000			\$1,000
Q4 2022	11/27/2022	14	A19	25	low	1.00	\$1,000			\$1,000
Q4 2022	11/30/2022	19	C8	15	low	1.00	\$1,000			\$1,000
Q4 2022	12/5/2022	19	A29	25	low	1.00	\$1,000			\$1,000
Q4 2022	12/13/2022	13	A13	20	low	1.00	\$1,000			\$1,000
Q4 2022	12/14/2022	13	A13	15	low	1.00	\$1,000			\$1,000
Q4 2022	12/18/2022	14	A28	15	low	1.00	\$1,000			\$1,000
Q4 2022	12/26/2022	14	A16	25	low	1.00	\$1,000			\$1,000
Q4 2022	12/27/2022	19	A1	15	low	1.00	\$1,000			\$1,000
Q4 2022	12/28/2022	19	B27	15	low	1.00	\$1,000	\$250		\$1,250
Total						20.00				\$20,500

Continuous Opacity Monitor Non-Compliant Clock Hours

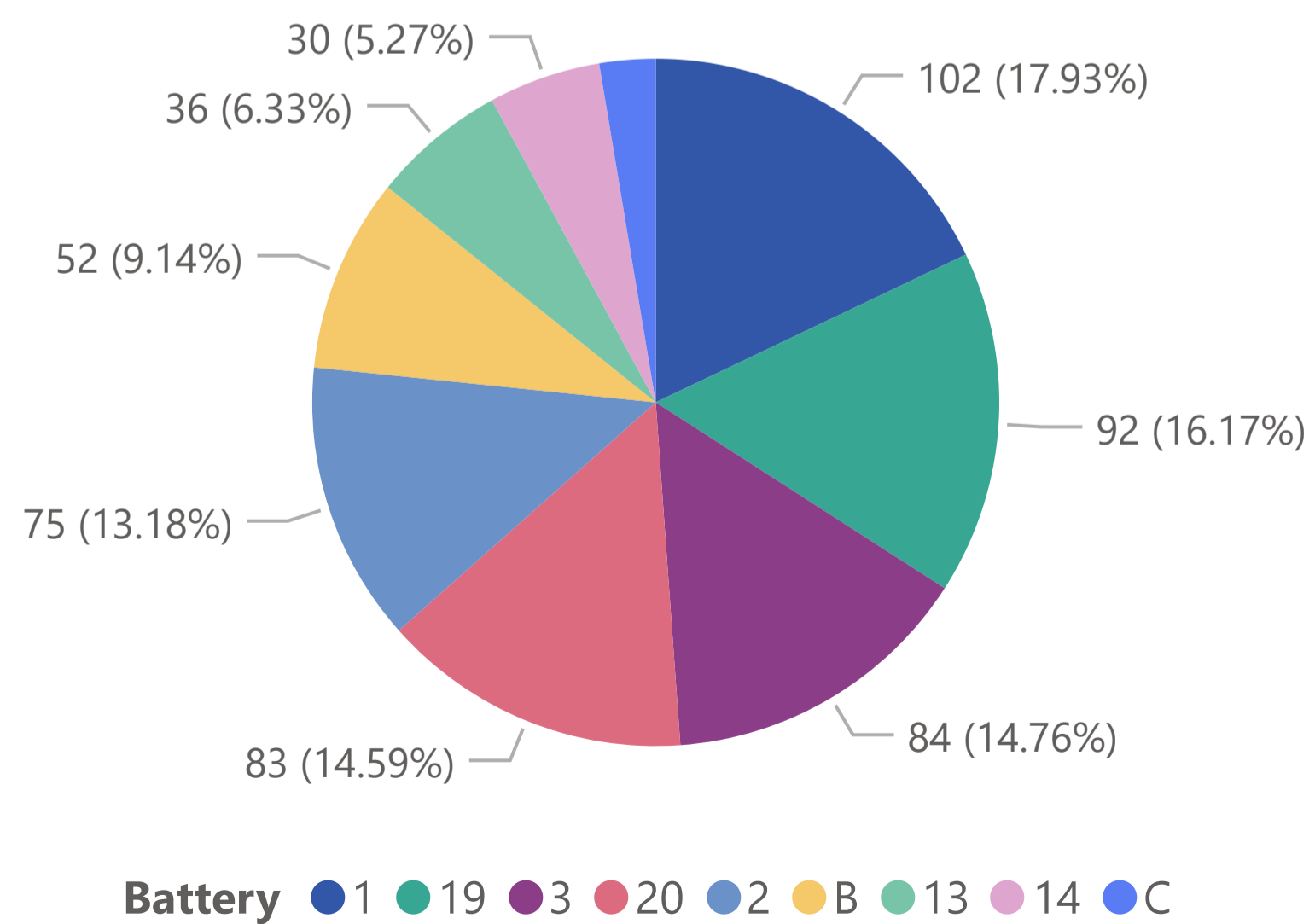
Quarter (Year)	Battery 1	Battery 2	Battery 3	Battery 13	Battery 14	Battery 15	Battery 19	Battery 20	Battery B	Battery C	Total Non-Compliant Clock Hours	COMs Penalty
Q4 2022	3	3	4	17	9	0	4	3	9	6	58	\$11,600
Total	3	3	4	17	9	0	4	3	9	6	58	\$11,600



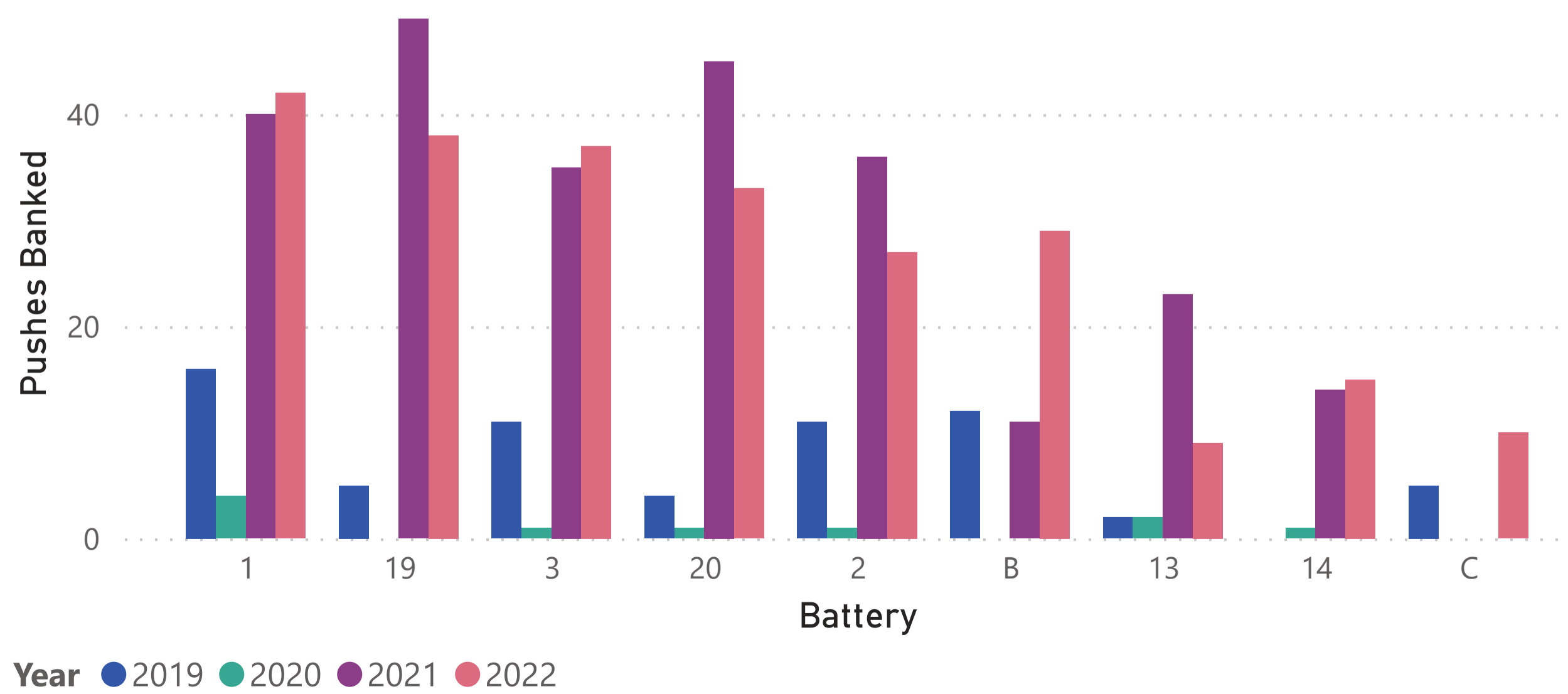
Total Instances of Banked Pushes



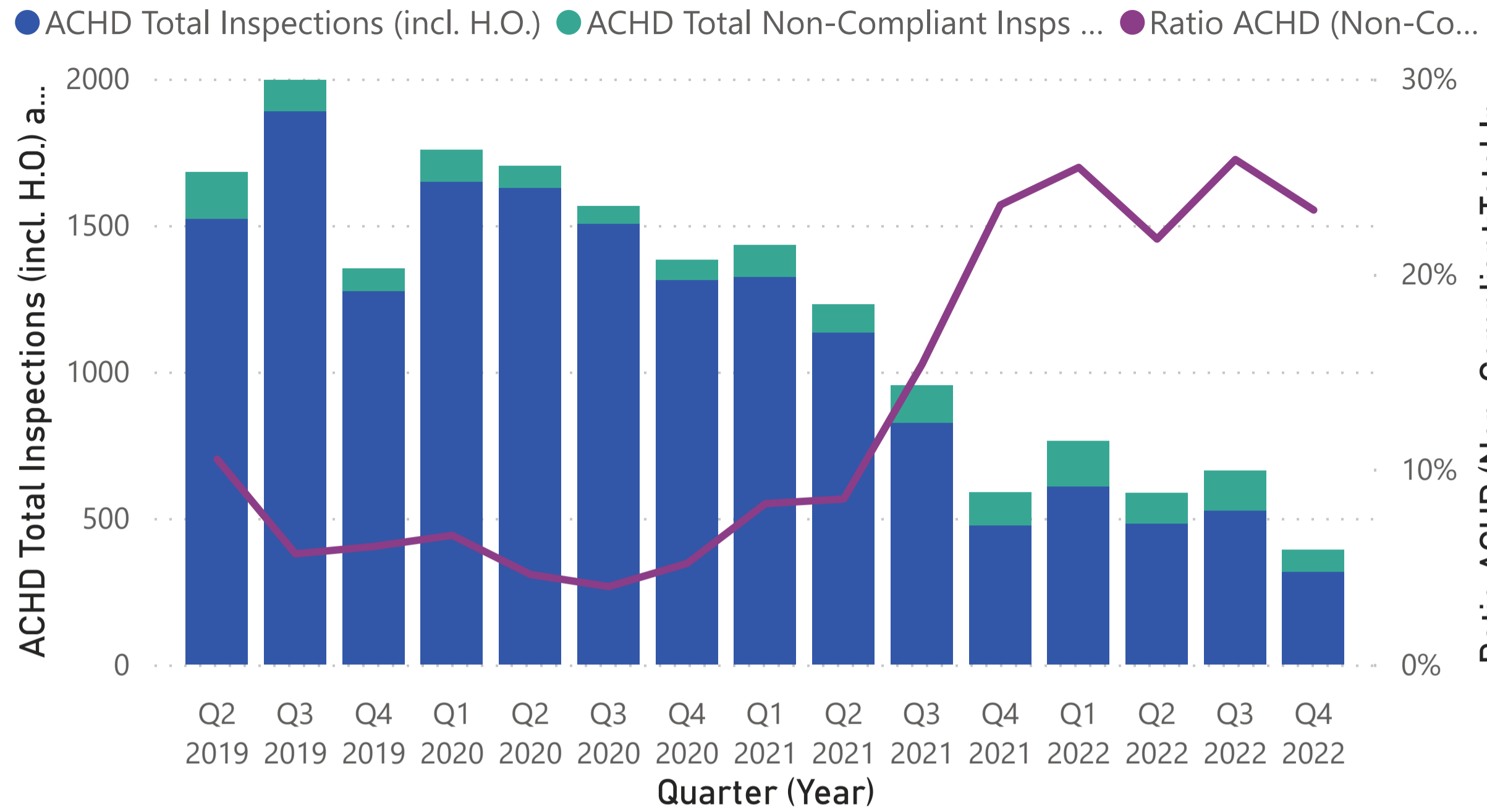
Pushes Banked by Battery



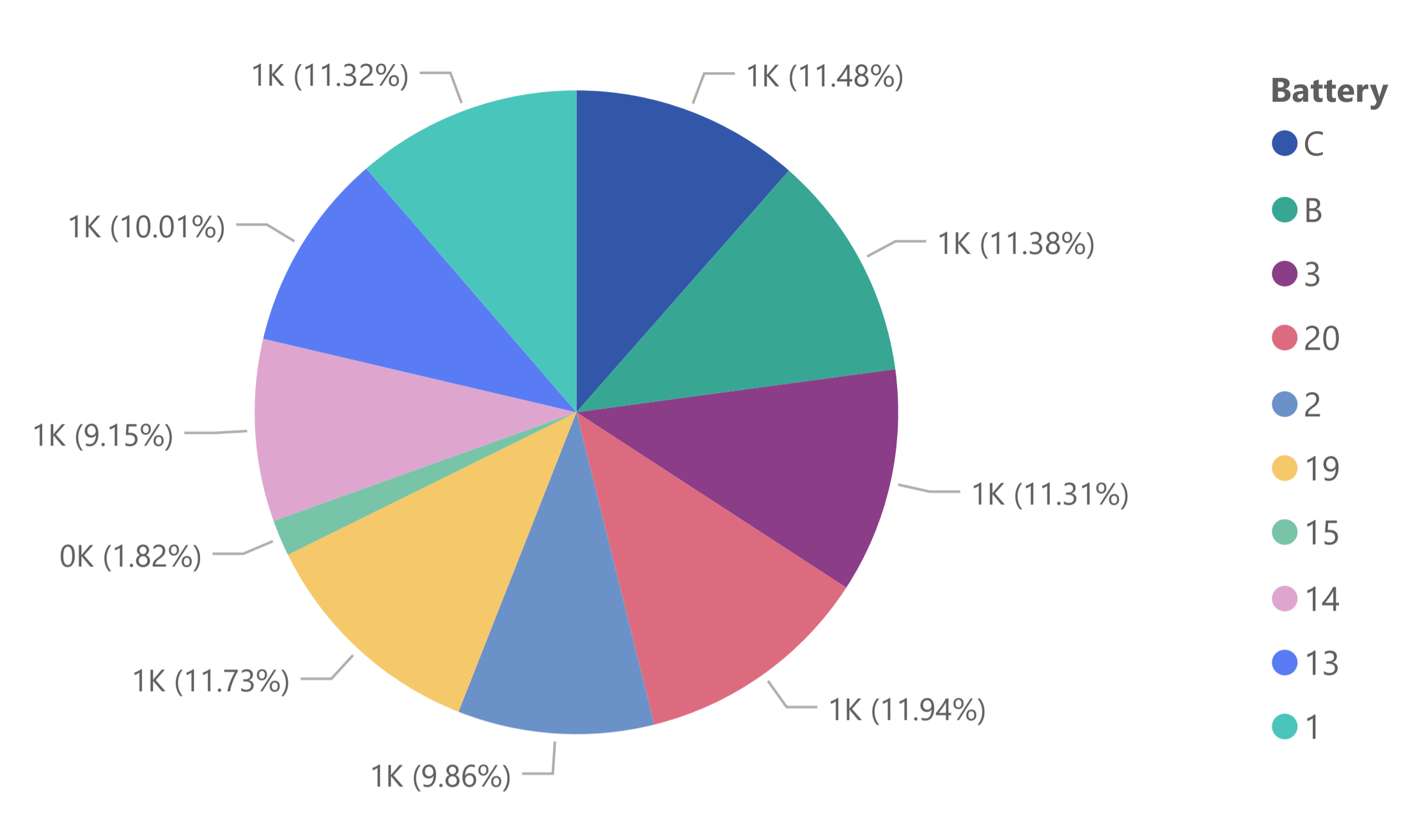
Pushes Banked by Battery and Year



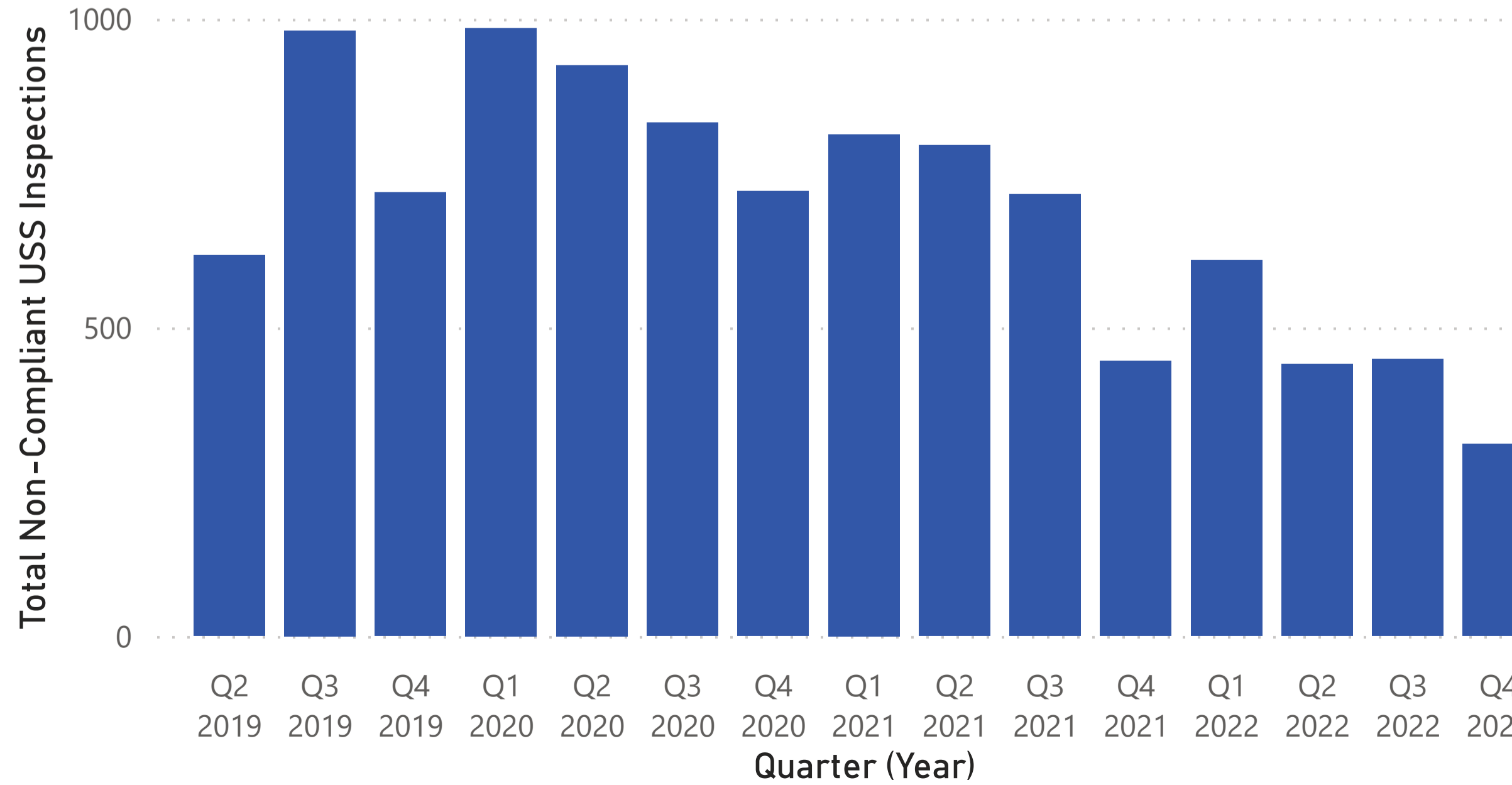
ACHD Total Inspections (SOA #190604)



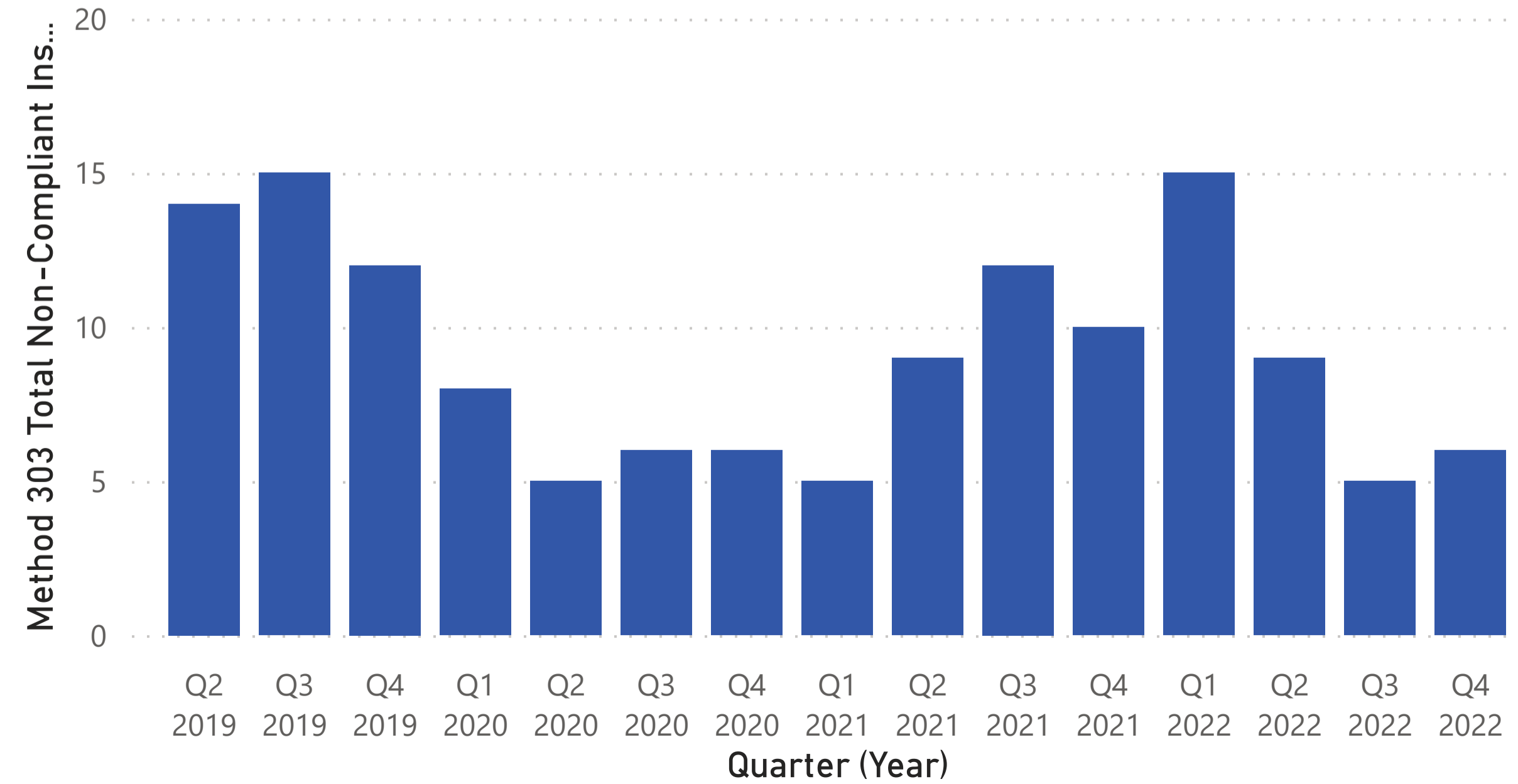
Non-Compliant Inspections (ACHD, M303, USS)



Non-Compliant Inspections Performed by U.S. Steel

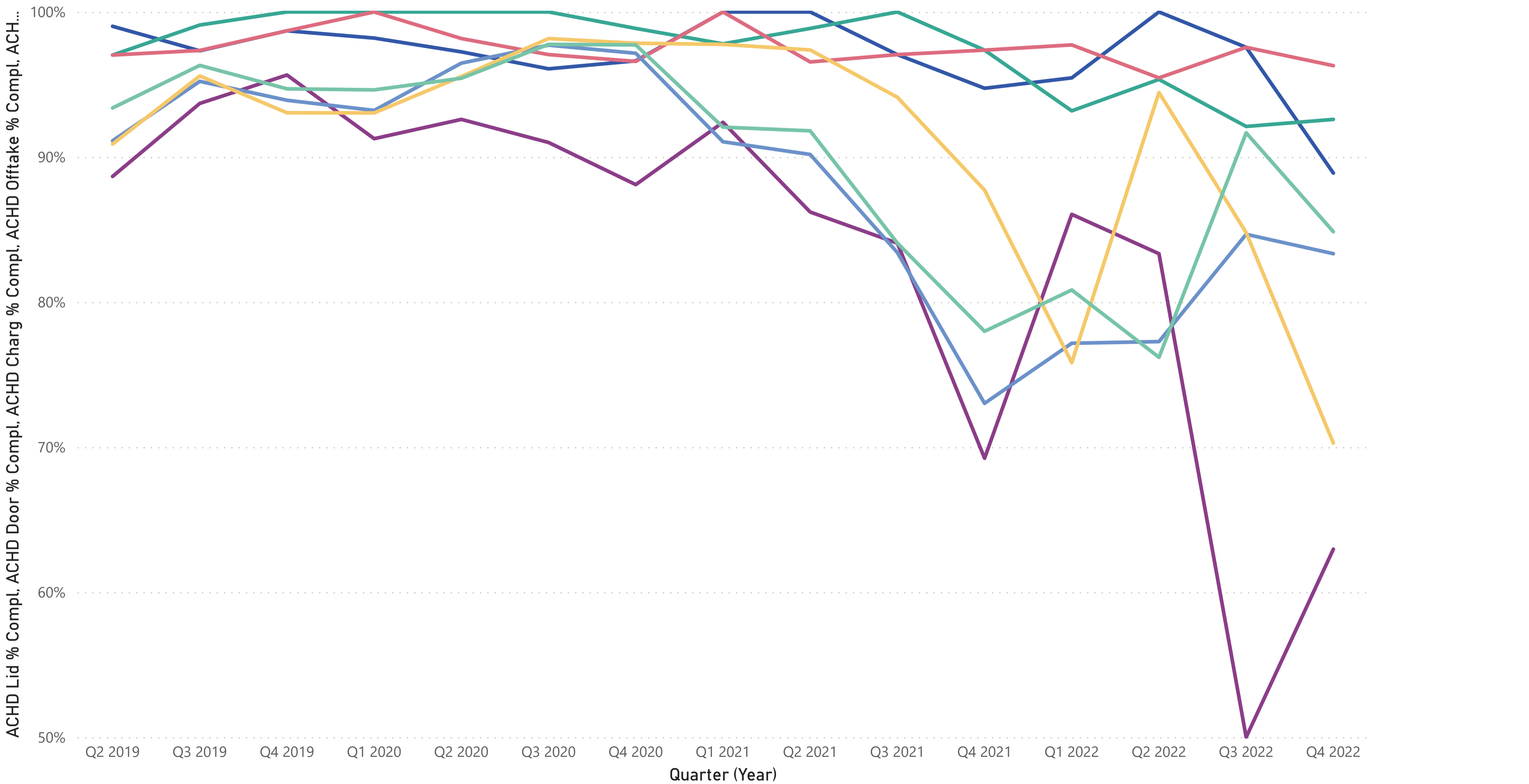


Method 303 Total Non-Compliant Inspections by Quarter (Year)



ACHD Lid % Compl, ACHD Door % Compl, ACHD Charg % Compl, ACHD Offtake % Compl, ACHD Push % Compl, ACHD Soaking % Compl and ACHD Travel % Compliance by Quarter (Year)

● ACHD Lid % Compl ● ACHD Door % Compl ● ACHD Charg % Compl ● ACHD Offtake % Compl ● ACHD Push % Compl ● ACHD Soaking % Compl ● ACHD Travel % Compliance



Quarter (Year)	Charge H2S Penalty	Doors H2S Penalty	H.O. Doors H2S Penalty	Push/Travel H2S Penalty	Soaking H2S Penalty	Topside(Lids) H2S Penalty	Topside Offtake H2S Penalty
Q4 2022	\$750	\$250	\$2,000	\$250	\$1,250	\$750	
10/21/2022						\$250	
10/13/2022			\$250				
10/12/2022	\$500						
10/11/2022	\$250	\$250	\$1,750	\$250		\$250	
10/6/2022					\$750	\$250	
10/5/2022					\$500		
Q3 2022	\$250		\$750	\$250			
7/20/2022			\$750				
7/1/2022	\$250			\$250			
Q2 2022		\$250	\$2,250	\$250			
6/30/2022			\$500	\$250			
6/29/2022			\$250				
6/28/2022		\$250	\$1,000				
5/20/2022			\$500				
Q1 2022				\$750	\$250	\$250	
3/14/2022						\$250	
2/22/2022				\$250	\$250		
1/19/2022				\$500			
Q4 2021	\$250		\$2,000	\$2,250	\$750	\$250	\$250
12/16/2021					\$250		
12/13/2021			\$1,000	\$250			
11/24/2021			\$500	\$250			\$250
11/18/2021			\$250	\$250			
11/17/2021	\$250				\$250		
11/9/2021				\$250			
11/8/2021			\$250	\$750			
11/5/2021				\$250			
10/19/2021						\$250	
10/13/2021				\$250	\$250		
Q3 2021	\$250		\$1,000	\$750	\$750		
8/24/2021			\$250	\$500			
7/28/2021			\$250	\$250	\$250		
7/27/2021					\$500		
7/7/2021	\$250		\$500				
Q2 2021	\$500		\$250	\$1,750			\$250
6/28/2021	\$250			\$250			
6/21/2021				\$250			
5/21/2021							\$250
5/19/2021			\$250				
4/28/2021				\$250			
4/6/2021	\$250			\$750			
Total	\$4,000	\$1,000	\$18,750	\$9,750	\$5,250	\$2,250	\$1,000

Ask a question about your data

Try one of these to get started

top ACHD soaking ovens by TTL soak insps

what is the measure by banked or not observed

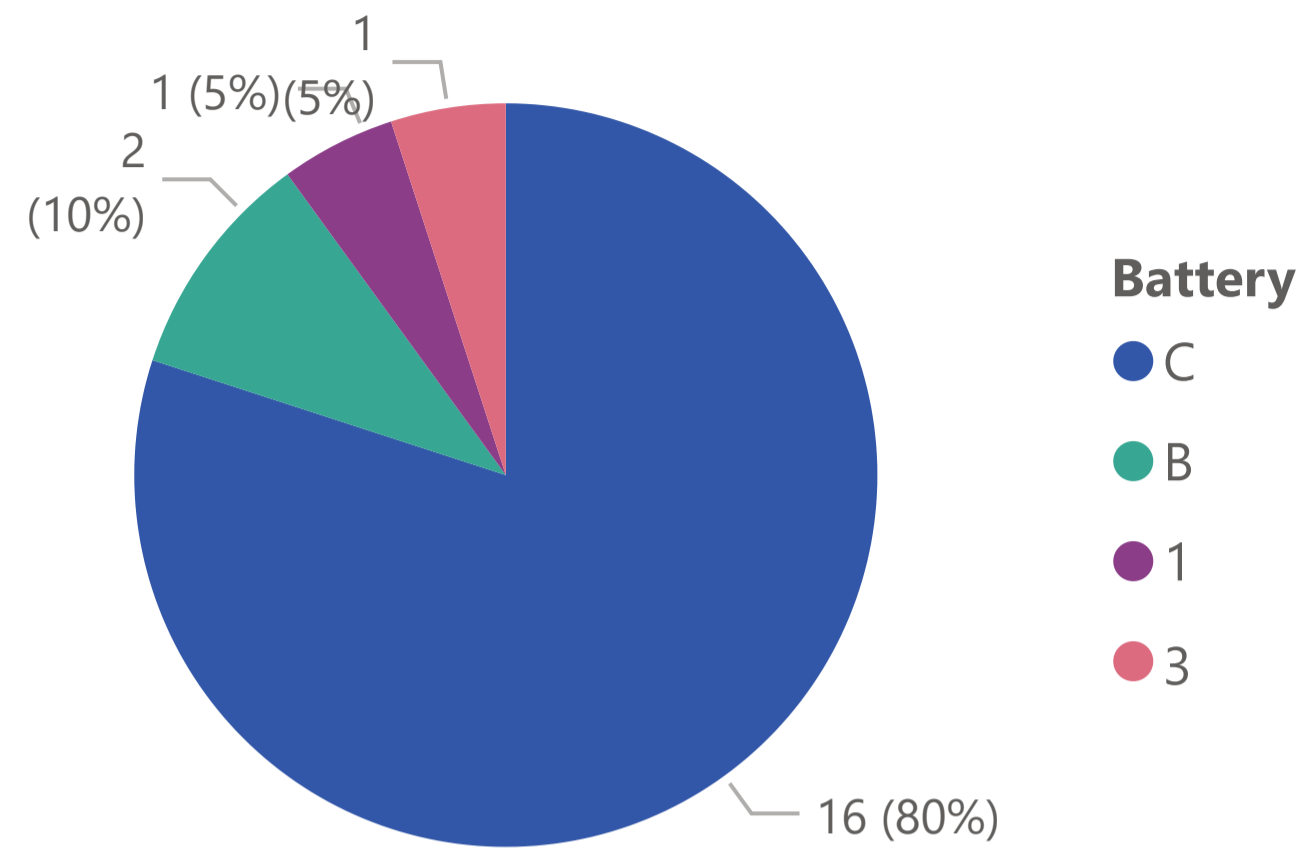
top amount: h, m, l by 2 quarters previous

what is the measure by ACHD pushing/travel over

what is the measure by ACHD push severity of violation

Show all suggestions

Percent Leaking Doors Violation by Battery



ACHD TTL H.O. Door Viols by Battery

